



STOCK WESTERN SHIRT CATALOG

Wrangler



**RILEY &
MCCORMICK**
WESTERN WEAR

ELY
CATTLEMAN
SINCE 1878



STYLE: 01-RW-R&M02-WH

DESCRIPTION: Riley & McCormick Solid Cowboy wash and wear, light weight cotton blend, snap closures front and back yokes, 2 covered pockets.

FABRIC: 55% Cotton/45% Polyester 4.5 oz wrinkle resist

SIZES: XS - 3XL



STYLE: 01-RM-R&M01-WH

DESCRIPTION: Riley & McCormick Solid Cowboy wash and wear, light weight cotton blend, snap closures front and back yokes, 2 covered pockets.

FABRIC: 55% Cotton/45% Polyester 4.5 oz wrinkle resist

SIZES: S ~ 2XL **BIG & TALL SIZES:** 3XL,4XL, LT - 5XLT



STYLE: 01-RW-R&M02-BK

DESCRIPTION: Riley & McCormick Solid Cowgirl wash and wear, light weight cotton blend, snap closures front and back yokes, 2 covered pockets.

FABRIC: 55% Cotton/45% Polyester 4.5 oz wrinkle resist

SIZES: XS - 3XL



STYLE: 01-RM-R&M01-BK

DESCRIPTION: Riley & McCormick Solid Cowboy wash and wear, light weight cotton blend, snap closures front and back yokes, 2 covered pockets.

FABRIC: 55% Cotton/45% Polyester 4.5 oz wrinkle resist

SIZES: S ~ 2XL **BIG & TALL SIZES:** 3XL,4XL, LT - 5XL



STYLE:01-RW-R&M02-BU

DESCRIPTION: Riley & McCormick Solid Cowgirl wash and wear, light weight cotton blend, snap closures front and back yokes, 2 covered pockets.

FABRIC: 55% Cotton/45% Polyester 4.5 oz wrinkle resist

SIZES: XS - 3XL



STYLE: 01-RM-R&M01-BU

DESCRIPTION: Riley & McCormick Solid Cowboy wash and wear, light weight cotton blend, snap closures front and back yokes, 2 covered pockets.

FABRIC: 55% Cotton/45% Polyester 4.5 oz wrinkle resist

SIZES: S ~ 2XL **BIG & TALL SIZES:** 3XL,4XL, LT - 5XLT



STYLE: 01-RW-MPL4519-NV

DESCRIPTION: Blue print, blue snaps, and two standard pockets.

FABRIC: 100% Cotton

SIZES: XS - 3XL




STYLE: 01-RM-MPL4519-NV

DESCRIPTION: Blue print, blue snaps, and two standard pockets.

FABRIC: 100% Cotton

SIZES: S ~ 2XL **BIG & TALL SIZES:** 3XL, LT - 5XLT



STYLE: 01-RW-009-601-BU

DESCRIPTION: Wrangler Woman's Long Sleeve Fitted Western Shirt, front and back yokes, snap flap pockets, fashionable crystal snaps.

FABRIC: 97% cotton / 3% spandex

SIZES: XS-3XL



STYLE: 01-RM-009-515-BU

DESCRIPTION: Wrangler George Strait Men's Shirt, single pocket, button down collar, button closures.

FABRIC: 85% Cotton / 15% Polyester Poplin

SIZES: S-2XL **BIG & TALL SIZES:** MT-2XLT



STYLE: 01-RW-009-618-AN

DESCRIPTION: Wrangler Women's Long Sleeve Denim Vintage Western Snap Shirt.

FABRIC: 100% Cotton

SIZES: XS-2XL



STYLE: 01-RM-009-537-AN

DESCRIPTION: Wrangler Men's Western Antique Denim Shirt, spade flap pockets with snap closure, "W" decorative logo stitch on pockets, western three snap cuff.

FABRIC: 100% Cotton 7.25 oz.

SIZES: S ~ 2XL **BIG & TALL SIZES:** 3XL,4XL, LT - 3XLT



STYLE: 01-RW-009-617-DD

DESCRIPTION: Wrangler Women's Dark Denim Western Shirt with Snap.

FABRIC: 100% Cotton

SIZES: XS-3XL



STYLE: 01-RM-009-538-DD

DESCRIPTION: Wrangler Indigo Denim Men's Shirt, western yokes, two western spade flap pockets with snap closure, "W" decorative logo stitch on pockets, western three snap cuff.

FABRIC: 100% Cotton, 7.25 oz.

SIZES: S ~ 2XL **BIG & TALL SIZES:** 3XL,4XL, LT - 3XLT



STYLE: 01-RW-009-616-DM

DESCRIPTION: Wrangler Women's Long Sleeve Mid Denim Western Snap Shirt, western front and back yokes, snaps flap pockets, "W" embroidery on pockets.

FABRIC: 100% Cotton

SIZES: XS-3XL



STYLE: 01-RM-009-536-SW

DESCRIPTION: Wrangler Indigo Denim Men's Shirt, western yokes, two western spade flap pockets with snap closure, "W" decorative logo stitch on pockets, western three snap cuff.

FABRIC: 100% Cotton, 7.25 oz.

SIZES: S ~ 2XL **BIG & TALL SIZES:** 3XL,4XL, LT - 3XLT



STYLE: 01-RM-009-520-DL

DESCRIPTION: Wrangler Retro Denim Stone Washed Men's Shirt, contrasting cuffs, western pockets and yokes.

FABRIC: 100% Cotton

SIZES: S-2XL **TALL SIZES:** LT - 3XLT



STYLE: 01-RM-009-527-NV

DESCRIPTION: Wrangler Logoed Men's Long Sleeve Shirt, button-down collar, back yoke, two button flap pockets with 1" pencil slot on left pocket with Wrangler® on collar, over left pocket and down left sleeve, two button adjustable cuffs, buttons.

FABRIC: 100% Cotton Twill

SIZES: S-2XL **BIG & TALL SIZES:** LT-2XLT



STYLE: 01-RW-009-604-PK

DESCRIPTION: Wrangler Woman's Long Sleeve Fitted Western Shirt, front and back yokes, snap flap pockets, fashionable crystal snaps.

FABRIC: 97% cotton / 3% spandex

SIZES: XS-3XL



STYLE: 01-RM-009-570-PK

DESCRIPTION: Wrangler® Bucking Cancer Long Sleeve Shirt. Long Sleeve, Spread Collar, Authentic Western Yokes, Flap Pockets with Button Closure, Pencil Slot on Left Pocket, One Button Cuff. Woven Shirt.

FABRIC: 100% Cotton

SIZES: S-2XL **TALL SIZES:** LT-2XT



STYLE: 01-RW-009-671-TN

DESCRIPTION: Wrangler Women's Long Sleeve Denim Tan Shirt with front and back yokes, snap flap pockets, snaps.

FABRIC: 76% Cotton/24% Polyester

SIZES: XS-2XL



STYLE: 01-RM-009-541-TN

DESCRIPTION: Wrangler Painted Desert Men's Shirt, long sleeves button-down collar, western back yoke no front yoke, two spade shape flap pockets with button closure two button adjustable cuffs.

FABRIC: 100% cotton

SIZES: S-2XL **BIG & TALL SIZES:** 3XL, LT - 2XLT



STYLE: 01-RM-009-563-TN

DESCRIPTION: Wrangler Sports Western Basics Dobby Print Men's Shirt, western yokes, three snap cuffs, snap, tone on tone dobby stripe classic fit.

FABRIC: 80% polyester / 20% cotton

SIZES: S-2XL **BIG & TALL SIZES:** LT-2XLT



STYLE: 01-RM-009-525-TN

DESCRIPTION: Wrangler Retro Men's Western Shirt, contrast trim on inner cuffs, two snap cuffs, double needle topstitching, two snap flap pockets with "W" stitching, 1/4" turned hemtails.

FABRIC: 100% Cotton Pigment Dyed Twill

SIZES: S-2XL **BIG & TALL SIZES:** LT-3XLT



STYLE: 01-RW-009-679-RD

DESCRIPTION: Wrangler Women's Long Sleeve Red Shirt with front and back yoke, button flap pockets, buttons.

FABRIC: 100% cotton

SIZES: S-2XL



STYLE: 01-RM-009-543-RD

DESCRIPTION: Wrangler Painted Desert Men's Shirt, long sleeves button-down collar, western back yoke no front yoke, two spade shape flap pockets with button closure two button adjustable cuffs.

FABRIC: 100% cotton

SIZES: S-2XL **BIG & TALL SIZES:** 3XL, LT - 2XLT



STYLE: 1-RM-009-516-RD

DESCRIPTION: Wrangler George Strait Men's Shirt, single pocket, button down collar, button closures.

FABRIC: 85% Cotton / 15% Polyester Poplin

SIZES: S-2XL **BIG & TALL SIZES:** MT-2XLT



STYLE: 01-RW-009-602-WH

DESCRIPTION: Wrangler Woman's Long Sleeve Fitted Western Shirt, front and back yokes, snap flap pockets, fashionable crystal snap.

FABRIC: 97% cotton/3% spandex

SIZES: XS-3XL



STYLE: 01-RM-009-540-WH

DESCRIPTION: Wrangler Painted Desert Men's Shirt, long sleeves button-down collar, western back yoke no front yoke, two spade shape flap pockets with button closure two button adjustable cuffs.

FABRIC: 100% cotton

SIZES: S-2XL **BIG & TALL SIZES:** MT-2XLT



STYLE: 01-RM-009-510-WH

DESCRIPTION: Wrangler George Strait Men's Shirt, single pocket, button down collar, button closures.

FABRIC: 85% Cotton / 15% Polyester Poplin

SIZES: S-2XL **BIG & TALL SIZES:** MT-2XLT




STYLE: 01-RM-009-522-WH

DESCRIPTION: Wrangler Retro Men's Western Shirt, contrast trim on inner cuffs, two snap cuffs, double needle top stitching, two snap flap pockets with "W" stitching, 1/4" turned hemtails.

FABRIC: 100% Cotton Pigment Dyed Twill

SIZES: S-2XL **BIG & TALL SIZES:** LT-3XLT



STYLE: 01-RW-009-603-BK

DESCRIPTION: Wrangler Woman's Long Sleeve Fitted Western Shirt, front and back yokes, snap flap pockets, fashionable crystal snaps.

FABRIC: 97% cotton / 3% spandex

SIZES: XS-3XL



STYLE: 01-RM-009-511-BK

DESCRIPTION: Wrangler George Strait Men's Shirt, single pocket, button down collar, button closure.

FABRIC: 85% Cotton / 15% Polyester Poplin

SIZES: S-2XL **BIG & TALL SIZES:** MT-2XLT



STYLE: 01-RM-009-521-BK

DESCRIPTION: Wrangler Retro Black Men's Shirt with off set pockets, slim fit, Vintage Yokes with Decorative Stitching, Contrast Trim, Heavy Stitching.

FABRIC: 100% Cotton

SIZES: S-2XL **BIG & TALL SIZES:** LT-3XLT



STYLE: 01-RM-009-551-BK

DESCRIPTION: Wrangler Men's Classic Fit Long Sleeve Solid Snap Shirt.

FABRIC: 55% Cotton/45% Polyester, 4 oz. Solid Broadcloth

SIZES: S-2XL **BIG & TALL SIZES:** LT-2XLT



STYLE: 01-RW-009-682-BK

DESCRIPTION: Ely Cattleman Woman's Long Sleeve Black Shirt with White Piping.

FABRIC: Cotton/ polyester blend

SIZES: S-2XL



STYLE: 01-RM-009-680-BK

DESCRIPTION: Ely Cattleman Men's Long Sleeve Black Shirt with White Piping

FABRIC: Cotton/ polyester blen.d

SIZES: S-2XL **BIG & TALL SIZES:** 3XL, 4XL, LT - 2XLT



STYLE: 01-RW-009-683-WH

DESCRIPTION: Ely Cattleman Woman's Long Sleeve White Shirt with Black Piping.

FABRIC: Cotton/ polyester blend

SIZES: S-2XL



STYLE: 01-RM-009-681-WH

DESCRIPTION: Ely Cattleman Men's Long Sleeve White Shirt with Black Piping.

FABRIC: Cotton/ polyester blend

SIZES: S-2XL **BIG & TALL SIZES:** 3XL, 4XL, LT - 2XLT



STYLE: 01-RW-009-686-WH

DESCRIPTION: Ely Cattleman Women's Long Sleeve White Shirt with Rose Embroidery.

FABRIC: Cotton/ polyester blend

SIZES: S-2XL



STYLE: 01-RM-009-684-WH

DESCRIPTION: Ely Cattleman Men's Long Sleeve White Shirt with Rose Embroidery.

FABRIC: Cotton/ polyester blend

SIZES: S-2XL




STYLE: 01-RW-009-687-BK

DESCRIPTION: Ely Cattleman Women's Long Sleeve Black Shirt with Rose Embroidery.

FABRIC: Cotton/ polyester blend

SIZES: S-2XL



STYLE: 01-RM-009-685-BK

DESCRIPTION: Ely Cattleman Men's Long Sleeve Black Shirt with Rose Embroidery.

FABRIC: Cotton/ polyester blend

SIZES: S-2XL



STYLE: 01-RW-009-670-GY

DESCRIPTION: Wrangler Women's Long Sleeve Grey Denim Shirt with front and back yokes, snap flap pockets, snaps.

FABRIC: 76% Cotton / 24% Polyester

SIZES: XS-2XL



STYLE: 01-RM-009-502-GY

DESCRIPTION: Wrangler Men's Premium Performance Advanced Comfort Work Shirt. Western yokes and two authentic snap flap pockets with pencil slot at left pocket "W" stitching on pocket.

FABRIC: 98% Cotton / 2% Spandex Twill

SIZES: S-2XL **BIG & TALL SIZES:** 3XL, 4XL, LT - 3XLT



STYLE: 01-RM-009-621-ST

DESCRIPTION: Wrangler Heavy Duty Men's Long Sleeve Shirt, two pockets.

FABRIC: 100% Cotton Twill, 7.25 oz

SIZES: S ~ 2XL **BIG & TALL SIZES:** 3XL, 4XL, LT - 3XLT



STOCK WESTERN SHIRT FIT GUIDE



NECK: Find a shirt with a collar that fits well. Unbutton the shirt and lay it flat, button side up. Measure from the center of the collar button to the far end of the buttonhole. Or, to measure neck instead of a shirt, place a tape measure around neck. Slip two fingers inside tape measure for a comfortable fit.

CHEST: Measure around upper body just under arms, across shoulder blades while holding tape measure firm and level.

SLEEVE LENGTH: With arm relaxed as side and slightly bent, measure from the center of the back of your neck, over point of shoulder, down the outside of the arm, to the wrist.

If you don't have a measuring tape, use a piece of string and hold it alongside a ruler.



BUST / CHEST: Measure around the upper body, just under the arms, across the shoulder blades, while holding the tape measure firm and level.

If you don't have a measuring tape, use a piece of string and hold it alongside a ruler.

For the best fit, we suggest that you measure without clothing on.

R&M PRINT SHIRTS

MEN'S SPECIFICATIONS				
	SIZE	NECK	CHEST	SLEEVE
REGULAR	S	14 - 14½	33 - 35	32½ - 33
	M	15 - 15½	36 - 39	33½ - 34
	L	16 - 16½	40 - 43	34½ - 35
	XL	17 - 17½	44 - 47	35½ - 36
	XXL	18 - 18½	48 - 51	35½ - 36
BIG	3XL	19 - 19½	54 - 57	35½ - 36
TALL	LT	16 - 16½	40 - 43	36½ - 37
	XLT	17 - 17½	44 - 47	36½ - 37
	2XLT	18 - 18½	48 - 51	37½ - 38
	3XLT	19 - 19½	53 - 56	37½ - 38
	4XLT	20½	57 - 60	37½ - 38
	5XLT	21½	61 - 64	37½ - 38

WOMEN'S SPECIFICATIONS			
	SIZE	CHEST	WAIST
REGULAR	XS	32 - 33	28 - 29
	S	34 - 35	30 - 32½
	M	36 - 38	33 - 34½
	L	39 - 41	35 - 38½
	XL	42 - 44	39 - 41½
	XXL	44 - 46	42 - 44
BIG	3XL	46 - 48	44 - 46½

STOCK WESTERN SHIRT FIT GUIDE

R&M SOLID SHIRTS

MEN'S SPECIFICATIONS				
	SIZE	NECK	CHEST	SLEEVE
REGULAR	S	14 - 14¼	34 - 37	32½ - 33
	M	15 - 15½	38 - 41	33½ - 34
	L	16 - 16½	42 - 45	34½ - 35
	XL	17 - 17½	46 - 49	35½ - 36
	XXL	18 - 18½	50 - 53	35½ - 36
BIG	3XL	19 - 19½	56 - 58	35½ - 36
	4XL	20 - 20½	59 - 62	35½ - 36
	5XL	21½ - 22	63 - 66	36 - 37
TALL	LT	16 - 16½	42 - 45	36½ - 37
	XLT	17 - 17½	46 - 49	36½ - 37
	2XLT	18 - 18½	50 - 53	37½ - 38
	3XLT	19 - 19½	54 - 57	37½ - 38
	4XLT	20 - 20½	59 - 62	37½ - 38
	5XLT	21½	63 - 66	37½ - 38

WOMEN'S SPECIFICATIONS			
	SIZE	CHEST	WAIST
REGULAR	XS	32 - 33	28 - 29
	S	34 - 35	30 - 32½
	M	36 - 38	33 - 34½
	L	39 - 41	35 - 38½
	XL	42 - 44	39 - 41½
	XXL	44 - 46	42 - 44
BIG	3XL	46 - 48	44 - 46½

ELY & WALKER

MEN'S SPECIFICATIONS				
	SIZE	NECK	CHEST	SLEEVE
REGULAR	S	14 - 14½	34 - 37	32½ - 33
	M	15 - 15½	38 - 41	33½ - 34
	L	16 - 16½	42 - 45	34½ - 35
	XL	17 - 17½	46 - 49	35½ - 36
	XXL	18 - 18½	50 - 53	35½ - 36
	BIG	3X	19 - 19½	55 - 58
4X		20 - 20½	59 - 62	36½
TALL	LT	16 - 16½	42 - 45	38
	XLT	17 - 17½	46 - 49	38½
	2XLT	18 - 18½	50 - 53	39
	3XLT	19 - 19½	54 - 57	39½

WOMEN'S SPECIFICATIONS			
	SIZE	CHEST	WAIST
REGULAR	XS	32 - 33	28 - 29
	S	34 - 36	30 - 32
	M	37 - 39	33 - 35
	L	40 - 41	36 - 37
	XL	41 - 43	38 - 39
	XXL	44 - 46	39 - 40

WRANGLER

MEN'S SPECIFICATIONS				
	SIZE	NECK	CHEST	SLEEVE
REGULAR	S	14 - 14½	34 - 36	32½ - 33
	M	15 - 15½	38 - 40	33½ - 34
	L	16 - 16½	42 - 44	34½ - 35
	XL	17 - 17½	46 - 48	35½ - 36
	XXL	18 - 18½	50 - 52	35½ - 36
	BIG	3X	19 - 19½	57 - 59
4X		20 - 20½	61 - 63	35½ - 36
TALL	MT	15 - 15½	38 - 40	35½ - 36
	LT	16 - 16½	42 - 44	36½ - 37
	XLT	17 - 17½	46 - 48	36½ - 37
	2XLT	18 - 18½	50 - 52	37½ - 38
	3XLT	19 - 19½	54 - 56	37½ - 38

WOMEN'S SPECIFICATIONS			
	SIZE	CHEST	WAIST
REGULAR	XS	31½ - 33½	26 - 27½
	S	33½ - 35½	28 - 29½
	M	35½ - 37½	30 - 31½
	L	37½ - 40½	32 - 34½
	XL	40½ - 44	35 - 38½
	XXL	44½ - 46	39 - 40¾
BIG	3XL	46½ - 49½	41¼ - 43

Thank you for stopping by! We hope you have enjoyed the selection of western wear we have to offer. If you have any questions about any of these products or are looking for something specific, please contact your sales rep and they would be happy to answer any questions that you may have!



**RILEY &
MCCORMICK**
WESTERN WEAR

Wrangler®

ELY
CATTLEMAN

SINCE 1878

